



# 2020

---

## HUNTING PRODUCTS



# WE ARE HUNTERS

*The treestand experts at Rivers Edge® include hunters, designers, engineers, and fabricators who share one goal – to offer our customers the highest quality treestands and accessories available. For 30 years, Rivers Edge® has done just that, providing the most stable and comfortable hunting stands on the market.*

*The primary key to our longevity is our dedication to quality. Other companies hand-off design control to impartial factories who know little about the specific design details. We, on the other hand, maintain detailed bill of materials and engineering drawings in our internal corporate operations. This allows us to fully document each design and ensure that our suppliers do not unknowingly change portions of the product that could be critical to performance and safety.*

*From innovative ladder stands to trusted hang-ons, Rivers Edge® Treestands provide hunters the confidence needed for a successful hunt.*





## TABLE OF CONTENTS

PODS & TOWER STANDS .....	PG. 3
LANDMARK™ PERMANENT BLINDS .....	PG. 4
LOCKDOWN™ LADDER STANDS .....	PG. 9
2-MAN LADDER STANDS.....	PG. 16
1-MAN LADDER STANDS.....	PG. 22
BIG FOOT™ HANG-ON STANDS.....	PG. 29
BIG FOOT™ CLIMBING AIDS .....	PG. 42
ACCESSORIES .....	PG. 45
 BARRONETT BLINDS™ .....	 PG. 56
5-SIDED BLINDS.....	PG. 57
BIG & TALL BLINDS.....	PG. 62
TALL BLINDS .....	PG. 68
FULL-SIZED BLINDS .....	PG. 73
1-PERSON BLINDS .....	PG. 77
BLIND COMPARISON .....	PG. 80
CHAIRS & ACCESSORIES.....	PG. 82
TERRITORY BLINDS .....	PG. 88

*All weights, specifications and features are approximate and are subject to change without notice. Due to continuous product improvements, product images may not be exact. Warning labels in some product images may have been removed for photography purposes only. Props shown in photos not included. Some assembly may be required. Prices listed are subject to change.*







# PODS & TOWERS



# LEAVE IT OUT. IT CAN TAKE IT!

PORTABLE GROUND BLINDS TAKE A BEATING FROM THE SUN, WIND, RAIN AND SNOW. COLORS FADE, MATERIALS ROT, POLES BREAK AND FABRIC TEARS. THE LANDMARK™ PERMANENT BLIND IS COMPLETELY DIFFERENT.

## MARINE GRADE SYNTHETIC TARPAULIN

THE SAME MATERIAL USED ON VEHICLE TONNEAU COVERS. MADE FOR THE RIGORS OF RAIN, SNOW AND HURRICANE FORCE WINDS.

## SILENT ADJUSTABLE WINDOWS

VERTICAL SHOTS OR HORIZONTAL SHOTS. YOU PICK.

## RIGID STEEL FRAME

WON'T COLLAPSE LIKE PORTABLE GROUND BLINDS, YET IT IS LIGHTER AND EASIER TO HANDLE THAN HARD-SIDED BLINDS.



**LANDMARK**  
PERMANENT BLINDS

RIVERS EDGE



# LANDMARK™ 600 BLIND

## MODEL LM601

Portable ground blinds take a beating from the sun, wind, rain and snow. Colors fade, materials rot, poles break and fabric tears. The Landmark™ Permanent Blind was designed and constructed to resist the elements year after year. The durable steel frame is covered with marine-grade reinforced synthetic tarpaulin, made from the same rugged materials used in pick-up truck tonneau covers. The windows can be adjusted vertically or horizontally and the door doubles as a window providing nearly a 360-degree shooting radius. If you're looking for an affordable year-round hunting blind with enough room for ground hunts and archers, the Landmark™ Permanent Blind is for you.



### FEATURES

- 7' height allows for standing shots
- 6' x 6' interior space allows for multiple hunters
- Adjustable windows can be oriented vertically or horizontally
- Door doubles as a window allowing 4-sided shooting
- Constructed of marine-grade reinforced synthetic tarpaulin
- Ridged, steel frame won't collapse like portable hub blinds
- Optional 10' & 6' towers (sold separately)

### SPECIFICATIONS

<i>Model</i>	LM601
<i>Height to Roof Center</i>	86"
<i>Wall Height</i>	72"
<i>Footprint</i>	72" x 72"
<i>Window Size (H x W)</i>	39" x 33"
<i>Height to Window Bottom</i>	33"
<i>Door Size (H x W)</i>	72" x 35"
<i>Weight</i>	122 lb.
<i>Capacity</i>	3-Person

**THE LANDMARK™ PERMANENT BLIND PACKS IN ONE BOX FOR EASY SHIPPING COMPARED TO OTHER HARD-SIDED BLINDS**





**10' 600 TOWER**  
**MODEL LM620**



*FEATURES*

- Large entry platform with handrails allows for easier entry and exit
- Built with large steel tubing and cross-bracing for strength and stability
- Ladder rung treads provide a superior grip
- Includes leg stakes and anchor system
- Fits LM600 & LM601 Landmark™ Permanent Blinds

*SPECIFICATIONS*

<i>Model</i>	LM620
<i>Height to Platform</i>	10'4"
<i>Platform Size</i>	72" x 72"
<i>Ladder Stance</i>	17"
<i>Step Distance</i>	12"
<i>Weight</i>	290 lb.
<i>Capacity</i>	800 lb.

**6' 600 TOWER**  
**MODEL LM622**



*FEATURES*

- Ladder handrail allows for easier entry and exit
- Built with large steel tubing and cross-bracing for strength and stability
- Ladder rung treads provide superior grip
- Includes leg stakes and anchor system
- Fits LM600 & LM601 Landmark™ Permanent Blinds

*SPECIFICATIONS*

<i>Model</i>	LM622
<i>Height to Platform</i>	6'
<i>Platform Size</i>	72" x 72"
<i>Ladder Stance</i>	17"
<i>Step Distance</i>	12"
<i>Weight</i>	217 lb.
<i>Capacity</i>	800 lb.

## LANDMARK™ 450 BLIND MODEL LM602



### FEATURES

- 7' height allows for standing shots
- 4.5' x 4.5' interior space allows for multiple hunters
- Slipshot™ window system offers vertical and horizontal versatility
- Fully-hinged door for easy entry and exit
- Constructed of marine-grade reinforced synthetic tarpaulin
- Ridged, steel frame won't collapse like portable hub blinds
- Optional 10' tower (sold separately)

### SPECIFICATIONS

Model	LM602
Height to Roof Center	86"
Wall Height	72"
Footprint	55" x 55"
Window Size (H x W)	39" x 38"
Height to Window Bottom	30.5"
Door Size (H x W)	72" x 26"
Weight	116 lb.
Capacity	2-Person

## 10' 450 TOWER MODEL LM621



### FEATURES

- Large entry platform with handrails allows for easy entry and exit
- Built with large steel tubing and cross-bracing for strength and stability
- Ladder rung treads provide superior grip
- Includes leg stakes and anchor system
- Fits LM602 Landmark™ Permanent Blinds

### SPECIFICATIONS

Model	LM621
Height to Platform	10'4"
Platform Size	55" x 55"
Ladder Stance	17"
Step Distance	12"
Weight	255 lb.
Capacity	800 lb.



# QUAD POD 2-MAN

## MODEL RE400

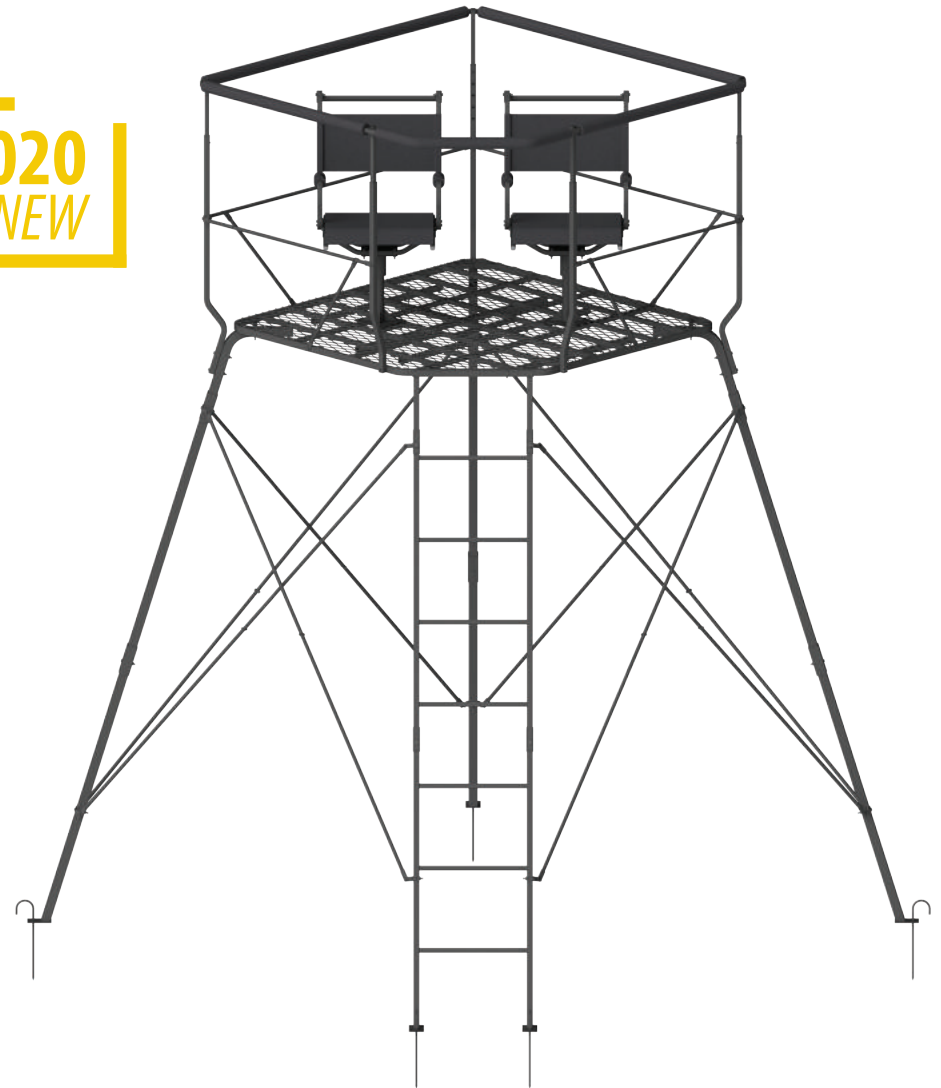
2020  
ALL NEW

### FEATURES

- Room 1 or 2 swivel TearTuff™ mesh seats
- Adjustable padded shooting rail with 8" of adjustment
- Built with large steel tubing and cross-bracing for strength and stability
- Includes ground stakes

### SPECIFICATIONS

Model	RE400
Height to Shooting Rail	11'3" max.
Height to Seat(s)	57.5" x 57.5"
Seat Dimensions	18" x 15"
Seat Height	18"
Height to Platform	8'6"
Platform Size	57.5" x 57.5"
Ladder Stance	19.5"
Step Distance	13.5"
Weight	200 lb.
Capacity	500 lb.





# LOCK IT DOWN FROM THE GROUND

IT'S TIME TO RETHINK TREESTAND SAFETY AND STABILITY. THE LOCKDOWN™ SYSTEM SECURES YOUR STAND TO THE TREE BEFORE YOU EVEN LEAVE THE GROUND. THIS CUTTING-EDGE TECHNOLOGY PREVENTS THE LADDER FROM SLIPPING AND PULLING AWAY WHILE YOU MAKE THE FIRST CLIMB TO SECURE THE LADDER STAND PLATFORM.

## BARK-BITING STABILIZER BAR

RATCHETS TIGHT TO THE TREE, CREATING A ROCK SOLID ANCHOR POINT.

## TWO HEAVY-DUTY RATCHET STRAPS

CRISS-CROSS THE BACKSIDE OF THE TREE AND RATCHET TIGHT TO THE ANCHOR POINT OF THE BARK-BITING STABILIZER BAR ALLOWING YOU TO CONFIDENTLY MAKE THE FIRST CLIMB.

**LOCKDOWN™**  
LADDER STANDS

ADDITIONAL FEATURES; DUAL TREE BLADES | OCTAGONAL TUBING | OVERSIZED PLATFORM RATCHET STRAPS



# LOCKDOWN™ 21' 2-MAN MODEL RE650

At 21' tall the Lockdown™ 21' 2-Man ladder stand features added height hunter prefer. The flip-up, padded bench seat features a contoured frame that eliminates the uncomfortable bar in the center giving you a true 1 or 2 man seat option. The 42" wide platform and flip-out footrest provides plenty of room for leg-stretching or space to stand and shoot. The Lockdown™ 21' 2-Man features dual tree blades, oversized platform ratchet straps, and octagonal tubing for unmatched stability.

## FEATURES

- Added height hunters prefer
- Flip-up, padded seat for standing shots
- Bench seat allows for 1 or 2 hunters
- 42" wide platform for extra room
- Removable, flared shooting rail
- Footrest folds flat or flips out for leg stretching comfort
- Gear shelf under the seat allows for quick storage
- Handrails at platform base assist in entry and exit
- Vinyl dipped parts for improved stability
- Dual tree blades improve platform stability
- Bark-biting stabilizer bar provides a rock solid anchor point
- Ladderlock™ system eliminates loose, noisy ladder joints
- Octagonal tubing to reduce ladder flex
- Includes criss-cross ratcheting stability straps
- Includes oversized platform ratchet straps

## SPECIFICATIONS

<i>Model</i>	RE650
<i>Height to Shooting Rail</i>	21'
<i>Height to Seat</i>	19'7"
<i>Seat Dimensions</i>	42" x 18.5"
<i>Seat Height</i>	20.5"
<i>Height to Platform</i>	17'10"
<i>Platform Size</i>	42" x 28.5"
<i>Ladder Stance</i>	20"
<i>Ladder Sections</i>	5 (46" each)
<i>Step Distance</i>	14"
<i>Weight</i>	138 lb.
<i>Capacity</i>	500 lb.
<i>Tree Diameter Range</i>	12" - 20"
<i>Full Body Harness (FAS)</i>	Yes (2)





# LOCKDOWN™ 2-MAN MODEL RE654

The Lockdown™ 2-Man ladder stand features a flip-up, TearTuff™ mesh bench seat allowing for 1 or 2 hunters. The 40" wide platform provides plenty of extra room for standing shots. The Lockdown™ 2-Man features a 2-way adjustable shooting rail allowing you to set a height and depth that works for you. The Lockdown™ 2-Man features dual tree blades, oversized platform ratchet straps, and octagonal tubing for unmatched stability.

## FEATURES

- Flip-up, TearTuff™ mesh seat for standing shots
- Bench seat allows for 1 or 2 hunters
- 40" wide platform for extra room
- 2-way adjustable shooting rail for height and depth
- Vinyl dipped parts for improved stability
- Dual tree blades improve platform stability
- Bark-biting stabilizer bar provides a rock solid anchor point
- Ladderlock™ system eliminates loose, noisy ladder joints
- Octagonal tubing to reduce ladder flex
- Includes criss-cross ratcheting stability straps
- Includes oversized platform ratchet straps

## SPECIFICATIONS

<i>Model</i>	RE654
<i>Height to Shooting Rail</i>	17'5"
<i>Height to Seat</i>	15'10"
<i>Seat Dimensions</i>	39" x 14.2"
<i>Seat Height</i>	17.4"
<i>Height to Platform</i>	14'5"
<i>Platform Size</i>	40" x 27.6"
<i>Ladder Stance</i>	20"
<i>Ladder Sections</i>	4 (45" each)
<i>Step Distance</i>	14"
<i>Weight</i>	93 lb.
<i>Capacity</i>	500 lb.
<i>Tree Diameter Range</i>	12" - 20"
<i>Full Body Harness (FAS)</i>	Yes (2)



# LOCKDOWN™ 21' 1-MAN MODEL RE651

At 21' tall the Lockdown™ 21' 2-Man ladder stand features added height hunter prefer. The flip-up, padded bench seat features a contoured frame that eliminates the uncomfortable bar in the center giving you a true 1 or 2 man seat option. The 42" wide platform and flip-out footrest provides plenty of room for leg-stretching or space to stand and shoot. The Lockdown™ 21' 2-Man features dual tree blades, oversized platform ratchet straps, and octagonal tubing for unmatched stability.

## FEATURES

- Added height hunters prefer
- Flip-up, TearTuff™ mesh seat for standing shots
- 30" deep platform for extra room
- Footrest folds flat or flips out for leg stretching comfort
- Gear shelf under the seat allows for quick storage
- Removable, flared shooting rail
- Vinyl dipped parts for improved stability
- Bark-biting stabilizer bar provides a rock solid anchor point
- Ladderlock™ system eliminates loose, noisy ladder joints
- Octagonal tubing to reduce ladder flex
- Includes criss-cross ratcheting stability straps
- Includes oversized platform ratchet straps

## SPECIFICATIONS

<i>Model</i>	RE651
<i>Height to Shooting Rail</i>	21'
<i>Height to Seat</i>	19'5"
<i>Seat Dimensions</i>	20" x 15.5"
<i>Seat Height</i>	19.5"
<i>Height to Platform</i>	17'10"
<i>Platform Size</i>	28.4" x 24"
<i>Ladder Stance</i>	17"
<i>Ladder Sections</i>	5 (46" each)
<i>Step Distance</i>	14"
<i>Weight</i>	110 lb.
<i>Capacity</i>	300 lb.
<i>Tree Diameter Range</i>	12" - 20"
<i>Full Body Harness (FAS)</i>	Yes (1)





# LOCKDOWN™ WIDE

## MODEL RE655

The Lockdown™ 2-Man ladder stand features an extra-wide, flip-up, TearTuff™ mesh seat for standing shots. The 35" x 26" oversized platform and flip-out footrest provides plenty of extra room for leg stretching or space to stand and shoot. The Lockdown™ Wide features a 2-way adjustable shooting rail allowing you to set a height and depth that works for you. The Lockdown™ Wide features dual tree blades, oversized platform ratchet straps, and octagonal tubing for unmatched stability.

### FEATURES

- Extra-wide, flip-up, TearTuff™ mesh seat for standing shots
- 35" x 26" oversized platform for extra room
- Footrest flips out for leg stretching comfort
- 2-way adjustable shooting rail for height and depth
- Vinyl dipped parts for improved stability
- Dual tree blades improve platform stability
- Bark-biting stabilizer bar provides a rock solid anchor point
- Ladderlock™ system eliminates loose, noisy ladder joints
- Octagonal tubing to reduce ladder flex
- Includes criss-cross ratcheting stability straps
- Includes oversized platform ratchet straps

### SPECIFICATIONS

<i>Model</i>	RE655
<i>Height to Shooting Rail</i>	18'5"
<i>Height to Seat</i>	16'6"
<i>Seat Dimensions</i>	25.3" x 17.2"
<i>Seat Height</i>	20.7"
<i>Height to Platform</i>	14'10"
<i>Platform Size</i>	26.2" x 35.8"
<i>Ladder Stance</i>	17"
<i>Ladder Sections</i>	4 (45" each)
<i>Step Distance</i>	14"
<i>Weight</i>	85 lb.
<i>Capacity</i>	300 lb.
<i>Tree Diameter Range</i>	12" - 20"
<i>Full Body Harness (FAS)</i>	Yes (1)



# LOCKDOWN™ BOW PRO

## MODEL RE653

The Lockdown™ Bow Pro ladder stand was designed with the archer in mind without sacrificing the added security of the Lockdown™ features. The Lockdown™ Bow Pro is tall so you can avoid detection at close ranges and sits tight to the tree to conceal your silhouette. Featuring a flip-up, TearTuff™ mesh seat paired with a 30" deep platform this stand provides plenty of extra room for standing shots. The Lockdown™ Bow Pro features dual tree blades, oversized platform ratchet straps, and octagonal tubing for unmatched stability.

### FEATURES

- Added height hunters prefer
- Flip-up, TearTuff™ mesh seat for standing shots
- 30" deep platform for extra room
- Sits tight to the tree for maximum concealment
- Vinyl dipped parts for improved stability
- Dual tree blades improve platform stability
- Bark-biting stabilizer bar provides a rock solid anchor point
- Ladderlock™ system eliminates loose, noisy ladder joints
- Octagonal tubing to reduce ladder flex
- Includes criss-cross ratcheting stability straps
- Includes oversized platform ratchet straps

### SPECIFICATIONS

<i>Model</i>	RE653
<i>Height to Armrests</i>	20'7"
<i>Height to Seat</i>	19'11"
<i>Seat Dimensions</i>	20" x 16.7"
<i>Seat Height</i>	19.5"
<i>Height to Platform</i>	18'3"
<i>Platform Size</i>	20.5" x 30.3"
<i>Ladder Stance</i>	17"
<i>Ladder Sections</i>	5 (45" each)
<i>Step Distance</i>	14"
<i>Weight</i>	78 lb.
<i>Capacity</i>	300 lb.
<i>Tree Diameter Range</i>	12" - 20"
<i>Full Body Harness (FAS)</i>	Yes (1)







## LOCKDOWN™ 21' 2-MAN

MODEL RE650

### SPECIFICATIONS

Height to Shooting Rail	21'
Height to Seat	19'7"
Seat Dimensions	42" x 18.5"
Seat Height	20.5"
Height to Platform	17'10"
Platform Size	42" x 28.5"



## LOCKDOWN™ 2-MAN

MODEL RE654

### SPECIFICATIONS

Height to Shooting Rail	17'5"
Height to Seat	15'10"
Seat Dimensions	39" x 14.2"
Seat Height	17.4"
Height to Platform	14'5"
Platform Size	40" x 27.6"



## LOCKDOWN™ 21' 1-MAN

MODEL RE651

### SPECIFICATIONS

Height to Shooting Rail	21'
Height to Seat	19'5"
Seat Dimensions	20" x 15.5"
Seat Height	19.5"
Height to Platform	17'10"
Platform Size	28.4" x 24"



## LOCKDOWN™ WIDE

MODEL RE655

### SPECIFICATIONS

Height to Shooting Rail	18'5"
Height to Seat	16'6"
Seat Dimensions	25.3" x 17.2"
Seat Height	20.7"
Height to Platform	14'10"
Platform Size	26.2" x 35.8"



## LOCKDOWN™ BOW PRO

MODEL RE653

### SPECIFICATIONS

Height to Armrests	20'7"
Height to Seat	19'11"
Seat Dimensions	20" x 16.7"
Seat Height	19.5"
Height to Platform	18'3"
Platform Size	20.5" x 30.3"





# 2-MAN LADDER STANDS



# TWOPLEX 2-MAN MODEL RE665

The Twoplex™ ladder stand features a flip-up, TearTuff™ mesh bench seat allowing for 1 or 2 hunters. The 40" wide platform provides plenty of extra room for standing shots. The Twoplex™ features a 2-way adjustable shooting rail allowing you to set a height and depth that works for you.

## FEATURES

- Flip-up, TearTuff™ mesh seat for standing shots
- Bench seat allows for 1 or 2 hunters
- 40" wide platform for extra room
- 2-way adjustable shooting rail for height and depth
- Dual tree blades improve platform stability
- Includes two ratchet straps and criss-cross stability straps
- Includes adjustable length stabilizer bar

## SPECIFICATIONS

<i>Model</i>	RE665
<i>Height to Shooting Rail</i>	17'1"
<i>Height to Seat</i>	16'1"
<i>Seat Dimensions</i>	37.3" x 14.3"
<i>Seat Height</i>	18"
<i>Height to Platform</i>	14'7"
<i>Platform Size</i>	40" x 26"
<i>Ladder Stance</i>	17"
<i>Ladder Sections</i>	3 (59" each)
<i>Step Distance</i>	14"
<i>Weight</i>	86 lb.
<i>Capacity</i>	500 lb.
<i>Tree Diameter Range</i>	12" - 20"
<i>Full Body Harness (FAS)</i>	Yes (2)





# RELAX 2-MAN MODEL RE634

The Relax™ 2-Man ladder stand provides extra comfort to previously long and cramped hunts. Featuring a TearTuff™ mesh seat, a 17" deep platform and flip-back shooting rail, there is guaranteed to be plenty of room for both you and your partner. Sit back and relax on your next hunting expedition from the comfort of the Relax™ 2-Man ladder stand.

## FEATURES

- TearTuff™ mesh seat for all day hunting
- 17" deep platform for extra room
- Dual tree blades improve platform stability
- Flip-back, padded shooting rail for easy entry
- Includes two ratchet straps and criss-cross stability straps
- Includes adjustable length stabilizer bar

## SPECIFICATIONS

<i>Model</i>	RE634
<i>Height to Shooting Rail</i>	17'1"
<i>Height to Seat</i>	15'5"
<i>Seat Dimensions</i>	40" x 15"
<i>Seat Height</i>	18.5"
<i>Height to Platform</i>	13'11"
<i>Platform Size</i>	40 x 17"
<i>Ladder Stance</i>	17"
<i>Ladder Sections</i>	3 (53" each)
<i>Step Distance</i>	16.5"
<i>Weight</i>	75 lb.
<i>Capacity</i>	500 lb.
<i>Tree Diameter Range</i>	12" - 20"
<i>Full Body Harness (FAS)</i>	Yes (2)





# ROVER 2-MAN MODEL RE662

The Rover™ 2-Man ladder stand features a padded bench seat that is roomy enough for two hunters or great for a solo hunter who likes extra elbow room. The curved platform provides extra room for leg stretching. The Rover™ 2-Man features a 2-way adjustable shooting rail allowing you to create a height and depth that works for you.

## FEATURES

- Bench seat provides space for 1 or 2 hunters
- Curved platform for extra room
- Dual tree blades improve platform stability
- 2-way adjustable shooting rail for height and depth
- Includes two ratchet straps and criss-cross stability straps
- Includes adjustable length stabilizer bar

MOQs  
APPLY

## SPECIFICATIONS

<i>Model</i>	RE662
<i>Height to Shooting Rail</i>	17'
<i>Height to Seat</i>	16'
<i>Seat Dimensions</i>	38.3" x 15.5"
<i>Seat Height</i>	18.5"
<i>Height to Platform</i>	14'5"
<i>Platform Size</i>	54" x 17.6"
<i>Ladder Stance</i>	17"
<i>Ladder Sections</i>	3 (59" each)
<i>Step Distance</i>	14"
<i>Weight</i>	81 lb.
<i>Capacity</i>	500 lb.
<i>Tree Diameter Range</i>	12" - 20"
<i>Full Body Harness (FAS)</i>	Yes (2)





# 18' 2-MAN

## MODEL RE649

If you are looking for a tall 2-man ladder stand that is affordable and reliable, the 18' 2-Man ladder stand is the one for you. The padded bench seat is roomy enough for two hunters or great for a solo hunter who likes extra elbow room. The flip-back, padded shooting rail makes for an easy entry or exit.

### FEATURES

- Bench seat provides space for 1 or 2 hunters
- 36" wide platform for extra room
- Flip-back, padded shooting rail for easy entry and exit
- Includes ratchet strap and criss-cross stability straps
- Includes adjustable length stabilizer bar

### SPECIFICATIONS

<i>Model</i>	RE649
<i>Height to Shooting Rail</i>	18'
<i>Height to Seat</i>	16'10"
<i>Seat Dimensions</i>	38" x 12.5"
<i>Seat Height</i>	17"
<i>Height to Platform</i>	15'5"
<i>Platform Size</i>	36" x 12.5"
<i>Ladder Stance</i>	13"
<i>Ladder Sections</i>	3 (54" each)
<i>Step Distance</i>	13"
<i>Weight</i>	63 lb.
<i>Capacity</i>	500 lb.
<i>Tree Diameter Range</i>	12" - 20"
<i>Full Body Harness (FAS)</i>	Yes (2)







## TWOPLEX 2-MAN

MODEL RE665

SPECIFICATIONS

Height to Shooting Rail	17'1"
Height to Seat	16'1"
Seat Dimensions	37.3" x 14.3"
Seat Height	18"
Height to Platform	14'7"
Platform Size	40" x 26"



## RELAX 2-MAN

MODEL RE634

SPECIFICATIONS

Height to Shooting Rail	17'1"
Height to Seat	15'5"
Seat Dimensions	40" x 15"
Seat Height	18.5"
Height to Platform	13'11"
Platform Size	40" x 17"



## ROVER 2-MAN

MODEL RE662

SPECIFICATIONS

Height to Shooting Rail	17'
Height to Seat	16'
Seat Dimensions	38.3" x 15.5"
Seat Height	18.5"
Height to Platform	14'5"
Platform Size	54" x 17.6"



## 18' 2-MAN

MODEL RE649

SPECIFICATIONS

Height to Shooting Rail	18'
Height to Seat	16'10"
Seat Dimensions	38" x 12.5"
Seat Height	17"
Height to Platform	15'5"
Platform Size	36" x 12.5"





# **1-MAN LADDER STANDS**



# RETREAT

## MODEL RE656

The Retreat™ ladder stand features a flip-up, TearTuff™ mesh seat paired with a 26" deep foot platform and flip-out footrest providing plenty of room for leg stretching or space to stand and shoot. The Retreat™ ladder stand has a 2-way adjustable shooting rail allowing you to set a height and depth that works for you. Make the Retreat™ ladder stand your top choice for your next hunt.

### FEATURES

- Flip-up, TearTuff™ mesh seat for standing shots
- 26" deep platform for extra room
- 2-way adjustable shooting rail for height and depth
- Footrest flips out for leg stretching comfort
- Includes ratchet strap and criss-cross stability straps
- Includes adjustable length stabilizer bar

### SPECIFICATIONS

<i>Model</i>	RE656
<i>Height to Shooting Rail</i>	17'11"
<i>Height to Seat</i>	16'2"
<i>Seat Dimensions</i>	19.6" x 17.3"
<i>Seat Height</i>	22"
<i>Height to Platform</i>	14'5"
<i>Platform Size</i>	18.3" x 26.7"
<i>Ladder Stance</i>	17"
<i>Ladder Sections</i>	3 (59" each)
<i>Step Distance</i>	14"
<i>Weight</i>	68 lb.
<i>Capacity</i>	300 lb.
<i>Tree Diameter Range</i>	12" - 20"
<i>Full Body Harness (FAS)</i>	Yes (1)





# BOWMAN

## MODEL RE663

The Bowman™ ladder stand was designed for the archer. The Bowman™ is tall so you can avoid detection at close ranges and sits tight to the tree to conceal your silhouette. Featuring a flip-up, TearTuff™ mesh seat paired with a 26" deep platform, this stand provides plenty of extra room for standing shots. If you're a bowhunter, look no further, the Bowman™ ladder stand is as dedicated to bowhunting as you are.

### FEATURES

- Added height bowhunters prefer
- Flip-up, TearTuff™ mesh seat for standing shots
- 26" deep platform for extra room
- Sits tight to the tree for maximum concealment
- Includes ratchet strap and criss-cross stability straps
- Includes adjustable length stabilizer bar

### SPECIFICATIONS

<i>Model</i>	RE663
<i>Height to Armrests</i>	19'5"
<i>Height to Seat</i>	18'9"
<i>Seat Dimensions</i>	19.7" x 15.3"
<i>Seat Height</i>	20.4"
<i>Height to Platform</i>	17'1"
<i>Platform Size</i>	18.3" x 26.8"
<i>Ladder Stance</i>	17"
<i>Ladder Sections</i>	4 (52" each)
<i>Step Distance</i>	16.3"
<i>Weight</i>	65 lb.
<i>Capacity</i>	300 lb.
<i>Tree Diameter Range</i>	12" - 20"
<i>Full Body Harness (FAS)</i>	Yes (1)





# RELAX WIDE

## MODEL RE664

The Relax Wide™ ladder stand features an extra-wide, TearTuff™ mesh seat that brings all day comfort for those extra-long hunts. For extra room, this stand also features a 23" wide platform and a removable, padded shooting rail. Sit back and relax on your next hunt with the Relax Wide™ ladder stand.

### FEATURES

- Extra-wide, TearTuff™ mesh seat for all day hunting
- 23" wide platform for extra room
- Removable, padded shooting rail
- Includes ratchet strap and criss-cross stability straps
- Includes adjustable length stabilizer bar

### SPECIFICATIONS

<i>Model</i>	RE664
<i>Height to Shooting Rail</i>	16'9"
<i>Height to Seat</i>	15'5"
<i>Seat Dimensions</i>	23.6" x 14.5"
<i>Seat Height</i>	18"
<i>Height to Platform</i>	13'11"
<i>Platform Size</i>	23.3" x 13"
<i>Ladder Stance</i>	17"
<i>Ladder Sections</i>	3 (52" each)
<i>Step Distance</i>	16.3"
<i>Weight</i>	59 lb.
<i>Capacity</i>	300 lb.
<i>Tree Diameter Range</i>	12" - 20"
<i>Full Body Harness (FAS)</i>	Yes (1)





# DELUXE

## MODEL RE647

The Deluxe™ is the perfect ladder stand when you merge comfort with affordability. A padded seat and flip-out footrest provide comfort for all day hunting. The flip-back padded shooting rail makes for an easy entry or exit. The Deluxe™ ladder stand makes a great choice for any hunter's woods.

### FEATURES

- Padded seat for all day hunting
- Flip-back, padded shooting rail for easy entry and exit
- Footrest flips out for leg stretching comfort
- Includes ratchet strap and criss-cross stability straps
- Includes adjustable length stabilizer bar

### SPECIFICATIONS

<i>Model</i>	RE647
<i>Height to Shooting Rail</i>	16'5"
<i>Height to Seat</i>	15'5"
<i>Seat Dimensions</i>	19.5" x 10"
<i>Seat Height</i>	22.4"
<i>Height to Platform</i>	13'5"
<i>Platform Size</i>	17.6" x 10.4"
<i>Ladder Stance</i>	14"
<i>Ladder Sections</i>	3 (53" each)
<i>Step Distance</i>	16.5"
<i>Weight</i>	44 lb.
<i>Capacity</i>	300 lb.
<i>Tree Diameter Range</i>	12" - 20"
<i>Full Body Harness (FAS)</i>	Yes (1)





# CLASSIC

## MODEL RE646

The Classic is a simple and stable ladder stand that is lightweight and easy to set-up. With a comfortable padded seat and 18" wide foot platform, this stand makes for an affordable ladder stand option for any woods.

### FEATURES

- Padded seat for all day hunting
- 18" wide platform for extra room
- Lightweight, only 37 lbs.
- Includes ratchet strap and criss-cross stability straps
- Includes adjustable length stabilizer bar

### SPECIFICATIONS

<i>Model</i>	RE646
<i>Height to Seat</i>	15'3"
<i>Seat Dimensions</i>	19.5" x 10"
<i>Seat Height</i>	19.5"
<i>Height to Platform</i>	13'7"
<i>Platform Size</i>	17.6" x 10.4"
<i>Ladder Stance</i>	14"
<i>Ladder Sections</i>	3 (53" each)
<i>Step Distance</i>	16.5"
<i>Weight</i>	37 lb.
<i>Capacity</i>	300 lb.
<i>Tree Diameter Range</i>	12" - 20"
<i>Full Body Harness (FAS)</i>	Yes (1)







**RETREAT**  
MODEL RE656

*SPECIFICATIONS*

Height to Shooting Rail	17'11"
Height to Seat	16'2"
Seat Dimensions	19.6" x 17.3"
Seat Height	22"
Height to Platform	14'5"
Platform Size	18.3" x 26.7"



**BOWMAN**  
MODEL RE663

*SPECIFICATIONS*

Height to Armrests	19'5"
Height to Seat	18'9"
Seat Dimensions	19.7" x 15.3"
Seat Height	20.4"
Height to Platform	17'1"
Platform Size	18.3" x 26.8"



**RELAX WIDE**  
MODEL RE664

*SPECIFICATIONS*

Height to Shooting Rail	16'9"
Height to Seat	15'5"
Seat Dimensions	23.6" x 14.5"
Seat Height	18"
Height to Platform	13'11"
Platform Size	23.3" x 13"



**DELUXE**  
MODEL RE647

*SPECIFICATIONS*

Height to Shooting Rail	16'5"
Height to Seat	15'5"
Seat Dimensions	19.5" x 10"
Seat Height	22.4"
Height to Platform	13'5"
Platform Size	17.6" x 10.4"



**CLASSIC**  
MODEL RE646

*SPECIFICATIONS*

Height to Seat	15'3"
Seat Dimensions	19.5" x 10"
Seat Height	19.5"
Height to Platform	13'7"
Platform Size	17.6" x 10.4"



# NOTHING ATTACHES TO A TREE LIKE A BIG FOOT

IT'S TRUE, NOTHING ATTACHES TO A TREE TIGHTER THAN A BIG FOOT™ TREESTAND! OUR LINE OF LEVER-ACTION, HANG-ON STANDS BITE INTO THE TREE ELIMINATING THE NEED FOR A SECOND STRAP. OTHER TREESTANDS USE SMALL RATCHET STRAPS THAT ARE NOT AS SECURE ONCE INSTALLED. FEEL THE STABILITY OF A BIG FOOT™ TREESTAND FOR YOURSELF!

## DUAL SEAT POST DESIGN

WIDENS CABLES AND INCREASES  
THE USE OF THE PLATFORM

## NOISELESS STRAP ATTACHMENT

ELIMINATES METAL-ON-METAL  
CONTACT

## LEVER ACTION STABILITY

BITES AND SECURES TO THE TREE.

**Big Foot**™  
LEVER-ACTION HANG-ONS



# BRUTE

## MODEL RE560

The Brute™ features a flip-up, TearTuff™ mesh seat with armrests paired with an oversized 37" x 30" platform and footrest providing plenty of extra room for standing shots. The unique Big Foot™ lever action system and noiseless strap attachment creates a secure and silent installation during your hunt.

### FEATURES

- **37" x 30" OVERSIZED platform for extra room**
- Flip-up, TearTuff™ mesh seat for standing shots
- Padded armrests flip-up independently
- Lever action system secures stand aggressively to the tree
- Noiseless strap attachment eliminates metal-on-metal contact
- Footrest for leg-stretching comfort

### SPECIFICATIONS

*Model*

*Platform Size*

*Seat Dimensions*

*Seat Height*

*Weight*

*Capacity*

*Tree Diameter Range*

*Full Body Harness (FAS)*

RE560

37" x 30"

21" x 12"


23"

30 lb.

300 lb.

8" - 20"

Yes (1)





# LITE FOOT

## MODEL RE557

The Big Foot™ Lite Foot™ is a favorite among hunters. It features a quiet and lightweight cast aluminum platform. The padded seat flips up for standing shots. The unique Big Foot™ lever action system and noiseless strap attachment creates a secure and silent installation during your hunt.

### FEATURES

- **Quiet, LIGHTWEIGHT cast aluminum platform**
- Lever action system secures stand aggressively to the tree
- Noiseless strap attachment eliminates metal-on-metal contact
- Flip-up, padded seat for standing shots
- Lightweight, only 14.5 lb.

### SPECIFICATIONS

<i>Model</i>	RE557
<i>Platform Size</i>	28" x 21.5"
<i>Seat Dimensions</i>	16" x 10"
<i>Seat Height</i>	22.5"
<i>Weight</i>	14.5 lb.
<i>Capacity</i>	300 lb.
<i>Tree Diameter Range</i>	8" - 20"
<i>Full Body Harness (FAS)</i>	Yes (1)





# TEARTUFF™ XL LOUNGER

## MODEL RE556

The TearTuff™ XL Lounger™ features a flip-up, TearTuff™ mesh seat and armrests paired with a 37.5" x 24" large platform and footrest providing plenty of extra room for standing shots. The unique Big Foot™ lever action system and noiseless strap attachment creates a secure and silent installation during your hunt.

### FEATURES

- 37.5" x 24", large platform for extra room
- Flip-up, TearTuff™ mesh seat for standing shots
- Padded armrests flip-up independently
- Lever action system secures stand aggressively to the tree
- Noiseless strap attachment eliminates metal-on-metal contact
- Footrest for leg-stretching comfort

### SPECIFICATIONS

<i>Model</i>	RE556
<i>Platform Size</i>	37.5" x 24"
<i>Seat Dimensions</i>	21" x 12"
<i>Seat Height</i>	22"
<i>Weight</i>	26 lb.
<i>Capacity</i>	300 lb.
<i>Tree Diameter Range</i>	8" - 20"
<i>Full Body Harness (FAS)</i>	Yes (1)





# ROGUE XL

## MODEL RE562

The Rogue XL features a flip-up, TearTuff™ mesh seat paired with a 36.5" x 24" large platform and footrest providing plenty of extra room for standing shots. The unique Big Foot™ lever action system and noiseless strap attachment creates a secure and silent installation during your hunt.

### FEATURES

- 36.5" x 24" large platform for extra room
- Flip-up, TearTuff™ mesh seat for standing shots
- Lever action system secures stand aggressively to the tree
- Noiseless strap attachment eliminates metal-on-metal contact
- Footrest for leg stretching comfort

### SPECIFICATIONS

<i>Model</i>	RE562
<i>Platform Size</i>	36.5" x 24"
<i>Seat Dimensions</i>	20.7" x 13.9"
<i>Seat Height</i>	22"
<i>Weight</i>	24 lb.
<i>Capacity</i>	300 lb.
<i>Tree Diameter Range</i>	8" - 20"
<i>Full Body Harness (FAS)</i>	Yes (1)





# BIG FOOT™ XC

## MODEL RE559

The Big Foot™ XC features a flip-up, padded seat and armrests and a large 32.5" x 24" platform for standing shots. An added footrest allows for additional leg-stretching comfort. The unique Big Foot™ lever action system and noiseless strap attachment creates a secure and silent installation during your hunt.

### FEATURES

- 32.5" x 24", large platform for extra room
- Lever action system secures stand aggressively to the tree
- Noiseless strap attachment eliminates metal-on-metal contact
- Flip-up, padded seat and armrests for standing shots
- Footrest for leg-stretching comfort

### SPECIFICATIONS

<i>Model</i>	RE559
<i>Platform Size</i>	32.5" x 24"
<i>Seat Dimensions</i>	18" x 12"
<i>Seat Height</i>	23"
<i>Weight</i>	21 lb.
<i>Capacity</i>	300 lb.
<i>Tree Diameter Range</i>	8" - 20"
<i>Full Body Harness (FAS)</i>	Yes (1)

MOQs  
APPLY









# BIG FOOT™ XL

## MODEL RE551

The floating seat on the Big Foot™ XL Hang-On stand is extra-wide and made from durable TearTuff™ mesh to provide hours of comfort by eliminating pressure points. With a larger platform and a footrest, this Big Foot™ hang-on stand will give you plenty of space and added comfort.

### FEATURES

- 37" x 24", large platform for extra room
- Lever action system secures stand aggressively to the tree
- Noiseless strap attachment eliminates metal-on-metal contact
- Flip-up, TearTuff™ mesh seat for standing shots
- Footrest for leg-stretching comfort

MOQs  
APPLY

### SPECIFICATIONS

*Model*

RE551

*Platform Size*

37" x 24"

*Seat Dimensions*

22" x 12"

*Seat Height*

21.5"

*Weight*

22 lb.

*Capacity*

300 lb.

*Tree Diameter Range*

8" - 20"

*Full Body Harness (FAS)*

Yes (1)





# BIG FOOT™ XL CLASSIC

## MODEL RE554

With an extra-large platform and footrest, this Big Foot™ Hang-On stand will give you plenty of space and added comfort, while still remaining lightweight and portable. It's easy to carry, easy to set up and easy to take down, so all you have to worry about is the hunt.

### FEATURES

- 36.5" x 24" platform for extra room
- Lever action system secures stand aggressively to the tree
- Noiseless strap attachment eliminates metal-on-metal contact
- Flip-up, padded seat for standing shots
- Footrest for leg stretching comfort

MOQs  
APPLY

### SPECIFICATIONS

*Model*

RE554

*Platform Size*

36.5" x 24"

*Seat Dimensions*

16" x 9"

*Seat Height*

23"

*Weight*

20 lb.

*Capacity*

300 lb.

*Tree Diameter Range*

8" - 20"

*Full Body Harness (FAS)*

Yes (1)





# BIG FOOT™

## MODEL RE555

The Big Foot™ hang-on treestand brings together portability and functionality. A large platform and lightweight folding design make it an ideal hunting stand when you need to stay on-the-go.

### FEATURES

- 27.5" x 24" platform for extra room
- Flip-up, padded seat for standing shots
- Lever action system secures stand aggressively to the tree
- Noiseless strap attachment eliminates metal-on-metal contact

### SPECIFICATIONS

*Model*

RE555

*Platform Size*

27.5" x 24"

*Seat Dimensions*

16" x 9"

*Seat Height*

23"

*Weight*

17 lb.

*Capacity*

300 lb.

*Tree Diameter Range*

8" - 20"

*Full Body Harness (FAS)*

Yes (1)





# TRAVELER

## MODEL RE553

The Big Foot™ Traveler is one of the most lightweight Big Foot™ Hang-Ons offered, weighing only 15 lbs. The Traveler features a flip-up, padded seat paired with a 27.5" x 18" large platform providing plenty of extra room for standing shots. The unique Big Foot lever action system and noiseless strap attachment creates a secure and silent installation during your hunt.

### FEATURES

- 27.5" x 18" platform for extra room
- Lever action system secures stand aggressively to the tree
- Noiseless strap attachment eliminates metal-on-metal contact
- Flip-up, padded seat for standing shots
- Lightweight, only 15 lbs.

MOQs  
APPLY

### SPECIFICATIONS

<i>Model</i>	RE553
<i>Platform Size</i>	27.5" x 18"
<i>Seat Dimensions</i>	12" x 8.5"
<i>Seat Height</i>	22"
<i>Weight</i>	15 lb.
<i>Capacity</i>	300 lb.
<i>Tree Diameter Range</i>	8" - 20"
<i>Full Body Harness (FAS)</i>	Yes (1)







**BRUTE**  
MODEL RE560

*SPECIFICATIONS*

Platform Size	37" x 30"
Seat Dimensions	21" x 12"
Seat Height	23"



**LITE FOOT**  
MODEL RE557

*SPECIFICATIONS*

Platform Size	28" x 21.5"
Seat Dimensions	16" x 10"
Seat Height	22.5"



**BIG FOOT™ XC**  
MODEL RE559

*SPECIFICATIONS*

Platform Size	32.5" x 24"
Seat Dimensions	18" x 12"
Seat Height	23"



**BIG FOOT™ XL**  
MODEL RE551

*SPECIFICATIONS*

Platform Size	37" x 24"
Seat Dimensions	22" x 12"
Seat Height	21.5"



**TRAVELER**  
MODEL RE553

*SPECIFICATIONS*

Platform Size	27.5" x 8.5"
Seat Dimensions	12" x 18"
Seat Height	22"





**TEARTUFF™  
XL LOUNGER**

**MODEL RE556**

*SPECIFICATIONS*

*Platform Size* 37.5" x 24"  
*Seat Dimensions* 21" x 12"  
*Seat Height* 22"



**ROGUE XL**

**MODEL RE562**

*SPECIFICATIONS*

*Platform Size* 36.5" x 24"  
*Seat Dimensions* 20.7" x 13.9"  
*Seat Height* 22"



**BIG FOOT™  
XL CLASSIC**

**MODEL RE554**

*SPECIFICATIONS*

*Platform Size* 36.5" x 24"  
*Seat Dimensions* 16" x 9"  
*Seat Height* 23"



**BIG FOOT™**

**MODEL RE555**

*SPECIFICATIONS*

*Platform Size* 27.5" x 24"  
*Seat Dimensions* 16" x 9"  
*Seat Height* 23"





**BIG FOOT™**  
**CLIMBING AIDS**

20' CONNECTED STICK  
MODEL RE730

MOQs  
APPLY



FEATURES

- Alternate step design
- Tractionite™ permanent non-slip coating for superior grip
- Sections connect together for easy climbing

SPECIFICATIONS

Model	RE730
Height	20'
Step Distance	15"
Step Width	5"
Ladder Sections	4 (60" each)
Tree Diameter Range	8" - 20"
Weight	19 lb.
Capacity	300 lb.

20' CONNECT-N-CLIMB  
MODEL RE723



FEATURES

- Double-step design allows for two feet at every step
- Tractionite™ permanent non-slip coating for superior grip
- Sections connect together for easy climbing

SPECIFICATIONS

Model	RE723
Height	20'
Step Distance	15"
Step Width	11"
Ladder Sections	4 (60" each)
Tree Diameter Range	8" - 20"
Weight	22 lb.
Capacity	300 lb.



**GRIP RAIL - SINGLE**  
MODEL RE726



*FEATURES*

- Wide enough for two feet at every step
- Noiseless strap attachment eliminates metal-on-metal contact
- Tractionite™ permanent non-slip coating for superior grip
- Independent sections create more climbing options
- No bolted parts to shift, squeak or come apart

*SPECIFICATIONS*

Model	RE726
Height	32"
Step Distance	15.5"
Step Width	13.5"
Tree Diameter Range	8" - 20"
Weight	5 lb.
Capacity	300 lb.

*ADDITIONAL OPTIONS*

Grip Rail 4-Pack	RE727
------------------	-------

**GRIP STICK - SINGLE**  
MODEL RE718



*FEATURES*

- Double-step design allows for two feet at every step
- Noiseless strap attachment eliminates metal-on-metal contact
- Tractionite™ permanent non-slip coating for superior grip
- Independent sections create more climbing options
- No bolted parts to shift, squeak or come apart
- Sections nest together for easy transport

*SPECIFICATIONS*

Model	RE718
Height	32"
Step Distance	15"
Step Width	11"
Tree Diameter Range	8" - 20"
Weight	4 lb.
Capacity	300 lb.

*ADDITIONAL OPTIONS*

Grip Stick 3-Pack	RE719
-------------------	-------





**ACCESSORIES**



## **BLAZE ORANGE HAT**

29231



## **REALTREE XTRA® CAMO HAT**

332910041110



## **REALTREE XTRA® SNOW CAMO HAT**

332910031110



## **REALTREE XTRA® PINK CAMO HAT**

332910061110



## BIG FOOT™ SNAP HOOK STRAP

MODEL RE760

### FEATURES

- Includes all components to replace weathered or outdated straps
- Fits Big Foot™ Hang-On Treestands with snap hook attachment



## BIG FOOT™ NOISELESS STRAP

MODEL RE783

### FEATURES

- Includes all components to replace weathered or outdated straps
- Fits Big Foot™ Hang-On Tree-stands with the noiseless strap attachment



## LADDER STAND RATCHET STRAP

MODEL RE778

### FEATURES

- Replacement ratchet strap for Rivers Edge® Ladder Stands
- 6' long strap with durable 1" ratchet



## UNIVERSAL BACKPACK STRAPS

MODEL RE782

### FEATURES

- Universal design fits all hang-on treestands
- Fully-adjustable padded straps





## SPORTSMAN CART

MODEL RE774

### FEATURES

- Tri-fold design for easy transport and compact storage
- Solid rubber tires on steel rimmed wheels



## 550 LB. GAME SCALE

MODEL RE784

### FEATURES

- Large, easy-to-read numbers in 2 lb. increments
- Steel casing for durability
- Easily readjusts to zero after attaching gambrel or other accessories




## GAME GAMBREL

MODEL RE785

### FEATURES

- Perfect for hanging deer, antelope and elk
- 3/8" rod stock and 500 lb. lift capacity



## GAME GAMBREL WITH HOIST

MODEL RE786

### FEATURES

- Perfect for hanging deer, antelope and elk
- 4:1 lift ratio
- Self-locking device, no need to tie off the rope
- 3/8" rod stock and 500 lb. lift capacity



## LOUNGER TREE SEAT

### MODEL RE761

#### FEATURES

- Extra thick 3" foam padded seat
- For ground level use only



## COMFORT TREE SEAT

### MODEL RE770

#### FEATURES

- TearTuff™ mesh seat
- For ground level use only

LIMITED  
QUANTITIES



## BIG FOOT™ REPLACEMENT SEAT

### MODEL RE777

#### FEATURES

- Fits most Big Foot™ Hang-On Treestands
- 16" x 12" seat
- Attaches quickly with 2 straps and side-release buckles



## STANDARD 2-MAN CURTAIN

### MODEL RE753

#### FEATURES

- Fits Rivers Edge® Standard 2-Man Ladder Stands and most other basic 2-man ladder stands
- Secures with Velcro loops and elastic





## MULTI-HOOK ACCESSORY

MODEL RE779

### FEATURES

- 4 adjustable vinyl coated hooks
- 7' strap
- 50 lb. weight limit



## TREESTAND LOCK

MODEL RE773

### FEATURES

- 6' long coated cable resists corrosion
- Includes 2 keys



LIMITED  
QUANTITIES

## SAFETY ROPE

MODEL RE787

### FEATURES

- Weather-resistant braided nylon construction
- 30' Prusik knot rope with steel carabiner



## RIVERS EDGE® SINGLE POLE DISPLAY STAND

RE100


### FEATURES

- All-welded metal base
- Retail display for Rivers Edge® treestands
- Post/log and hardware not included

### SPECIFICATIONS

Pole Diameter  
Recommended Pole Height  
Weight

8"  
6'  
17 lb.



## BIG FOOT™ GRIP STICK DISPLAY STAND

RE103

### FEATURES

- Free standing metal display
- Dual-sided
- Holds 30 Big Foot™ Grip Sticks™

### SPECIFICATIONS

Assembled Size  
Weight

40.8" x 54" x 22"  
55 lb.





LIMITED  
QUANTITIES

RELAX WIDE  
MODEL RE631



SPECIFICATIONS

Model	RE631
Height to Shooting Rail	16'8"
Height to Seat	15'2"
Seat Dimensions	23" x 14.5"
Seat Height	18"
Height to Platform	13'8"
Platform Size	23.5" x 12"
Ladder Stance	17"
Ladder Sections	3 (48" each)
Step Distance	14.7"
Weight	54 lb.
Capacity	300 lb.
Tree Diameter Range	12" - 20"
Full Body Harness (FAS)	Yes (1)

BOWMAN  
MODEL RE635



SPECIFICATIONS

Model	RE635
Height to Armrests	19'8"
Height to Seat	19'
Seat Dimensions	20" x 17"
Seat Height	19.9"
Height to Platform	17'4"
Platform Size	24" x 17"
Ladder Stance	17"
Ladder Sections	4 (54" each)
Step Distance	16.7"
Weight	67 lb.
Capacity	300 lb.
Tree Diameter Range	12" - 20"
Full Body Harness (FAS)	Yes (1)

## DELUXE XT MODEL RE661



### SPECIFICATIONS

<i>Model</i>	<b>RE661</b>
<i>Height to Shooting Rail</i>	<b>16'10"</b>
<i>Height to Seat</i>	<b>15'4"</b>
<i>Seat Dimensions</i>	<b>17.6" x 14"</b>
<i>Seat Height</i>	<b>20.5"</b>
<i>Height to Platform</i>	<b>13'8"</b>
<i>Platform Size</i>	<b>17.6" x 13"</b>
<i>Ladder Stance</i>	<b>13"</b>
<i>Ladder Sections</i>	<b>3 (54" each)</b>
<i>Step Distance</i>	<b>13"</b>
<i>Weight</i>	<b>53 lb.</b>
<i>Capacity</i>	<b>300 lb.</b>
<i>Tree Diameter Range</i>	<b>12" - 20"</b>
<i>Full Body Harness (FAS)</i>	<b>Yes (1)</b>

## CLASSIC XT MODEL RE660



### SPECIFICATIONS

<i>Model</i>	<b>RE660</b>
<i>Height to Armrests</i>	<b>16'6"</b>
<i>Height to Seat</i>	<b>15'8"</b>
<i>Seat Dimensions</i>	<b>18.6" x 10.3"</b>
<i>Seat Height</i>	<b>20"</b>
<i>Height to Platform</i>	<b>14'1"</b>
<i>Platform Size</i>	<b>17.6" x 13"</b>
<i>Ladder Stance</i>	<b>13"</b>
<i>Ladder Sections</i>	<b>3 (54" each)</b>
<i>Step Distance</i>	<b>13"</b>
<i>Weight</i>	<b>46 lb.</b>
<i>Capacity</i>	<b>300 lb.</b>
<i>Tree Diameter Range</i>	<b>12" - 20"</b>
<i>Full Body Harness (FAS)</i>	<b>Yes (1)</b>

## OUTPOST TOWER MODEL RE703



### SPECIFICATIONS

<i>Model</i>	<b>RE703</b>
<i>Height to Roof Center</i>	<b>16'2"</b>
<i>Height to Shooting Rail</i>	<b>12'8"</b>
<i>Height to Platform</i>	<b>9'9"</b>
<i>Platform</i>	<b>48" x 48"</b>
<i>Ladder Stance</i>	<b>9.5"</b>
<i>Step Distance</i>	<b>15.5"</b>
<i>Window Quantity</i>	<b>8</b>
<i>Window Size (H x W)</i>	<b>25" x 21"</b>
<i>Door Opening</i>	<b>31" x 21"</b>
<i>Footprint</i>	<b>96" x 96"</b>
<i>Weight</i>	<b>181 lb.</b>
<i>Capacity</i>	<b>500 lb.</b>



**BIG FOOT™ XXXL**  
MODEL RE558



*SPECIFICATIONS*

Model	RE558
Platform Size	37" x 30"
Seat Dimensions	21.5" x 12"
Seat Height	21.4"
Weight	28 lb.
Capacity	300 lb.
Tree Diameter Range	8" - 20"
Full Body Harness (FAS)	Yes (1)

**ROGUE**  
MODEL RE561



*SPECIFICATIONS*

Model	RE561
Platform Size	27.5" x 24"
Seat Dimensions	20.7" x 13.9"
Seat Height	22.2"
Weight	18.5 lb.
Capacity	300 lb.
Tree Diameter Range	8" - 20"
Full Body Harness (FAS)	Yes (1)

**TREE LADDER**  
*WITH* **LIFELINE**  
MODEL RE729



*SPECIFICATIONS*

Model	RE729
Height	23'
Step Distance	15.2"
Step Width	11.8"
Ladder Sections	6 (46" each)
Tree Diameter Range	8" - 20"
Weight	39 lb.
Capacity	300 lb.







# **It's not just a mantra - it's a way of life around here.**

At Barronett Blinds™ we believe the thrill of the hunt starts with big thinking and big ideas. From the very start, we began offering ground blinds that you can shoot from while standing, and customers noticed. Over the years we've continued to create some of the best hunting blinds available with a strong focus on size. Bigger blinds offer more room for gear, group hunts, and added comfort. However, our big ideas don't end with the blind size. Put your trust in Barronett Blinds™ during your next hunting adventure and go big!

# **GO BIG**





# 5-SIDED BLINDS

The extra-large footprint of a 5-sided blind gives you more interior room and allows you to sit back further from the shooting windows giving you more concealment.



# Ox 5

## MODEL BX550BW

The Ox™ 5 hub blind features OxHide™ fabric, a unique bonded fabric that has a soft, no-shine, and color rich camouflage exterior layer. In addition, the black interior layer creates a dull black backdrop to conceal movement. The Ox™ 5 features five-sides for a larger interior allowing you to hunt further back to conceal movement. The silent, fully-adjustable panoramic windows provide ample shooting options. Optional brush holders created added concealment in the woods.

### FEATURES

- 5-sided design allows you to hunt further back to conceal movement
- Durable OxHide™ dual layer fabric
- Silent and fully-adjustable panoramic shooting windows
- Durable framework with 10mm fiberglass poles and lightweight die-cast aluminum hubs
- Brush holders for optional added concealment
- Rear peek windows for additional viewing
- Includes backpack carry bag with gear pocket and chair holder
- Includes heavy-duty ground stakes and tie down ropes


### SPECIFICATIONS

Height	72"
Shooting Width	96" x 96"
Footprint	41.5 ft²
Weight	33 lb.
Capacity	4-Person
Door Style	D-Shaped
Ground Skirt	Yes
Brush Holders	Yes
Fabric	OxHide™ Dual Layer Fabric
Transport	Backpack




### CAMO OPTIONS

BLOODTRAIL®  
BACKWOODS



BX550BW

CRATER™  
CORE



BX551CC


BLOODTRAIL®  
WOODLAND



BLOODTRAIL®  
SNOW



BLOODTRAIL®  
BLADES



# DURABLE & ROOMY



## OXHIDE™ DUAL LAYER FABRIC

maximizes concealment on the exterior with a soft, no-shine, and color rich camouflage layer that is permanently bonded to an ultra-durable, waterproof, woven black polyester interior layer, creating ultimate durability.



SOFT, NO-SHINE,  
COLOR-RICH CAMO  
EXTERIOR LAYER

RUGGED, NO-SCRATCH  
BLACK INTERIOR LAYER

## 5-SIDED DESIGN

creates 70% more space, allowing the hunter to sit further back and conceal movement.

## SILENT AND FULLY ADJUSTABLE PANORAMIC WINDOWS

adjust horizontally across three sides from the center, and can silently slide to any desired width or height.



# BLOCKOUT 5

## MODEL BL550BW

The Blockout 5 is constructed from a tightly woven 600 denier, waterproof polyester fabric to give the blind unmatched durability. The fabric is brushed to create a low sheen exterior to make it blend in. These blinds feature unique one-way high density mesh that allows you to see out of the blind without being able to see in. This unique window fabric allows you to increase your field of vision by opening more window panels, while remaining concealed in the blind and allowing for movement. All Blockout Blinds feature clip and slide windows. These windows slide up and down quietly for adjustable horizontal window configurations or can be unclipped for unrestricted shooting windows.

### FEATURES

- Water-proof, tightly woven, brushed 600 denier fabric with a black interior coating
- One-way high density window mesh allows users to remain concealed even during critical shot adjustments
- Fully-adjustable clip and slide windows for quiet configurations
- Durable framework with 10mm fiberglass poles and lightweight die-cast aluminum hubs
- Brush holders for optional added concealment
- Rear peek windows with one-way high density mesh for additional viewing
- Includes backpack carry bag, ground stakes and tie down ropes




### SPECIFICATIONS

Height	72"
Shooting Width	96" x 96"
Footprint	41.5 ft <sup>2</sup>
Weight	30 lb.
Capacity	4-Person
Door Style	Vertical Corner
Ground Skirt	Yes
Brush Holders	Yes
Fabric	600 Denier
Transport	Backpack

### CAMO OPTIONS

BLOODTRAIL®  
BACKWOODS




BL550BW

CRATER™  
CORE




BL550CC

BLOODTRAIL®  
WOODLAND



BLOODTRAIL®  
SNOW



BLOODTRAIL®  
BLADES



# PENTAGON

## MODEL PT550BW

With an oversized footprint of 41.5 ft.<sup>2</sup>, the Pentagon is 70% bigger in size than comparable 4-sided blinds, making it the perfect choice for group hunts. Featuring zipperless windows for noise-free adjustment and low profile windows for more shooting options. The window mesh is shoot-through and can easily be replaced when needed. The Pentagon is built with fiberglass poles and lightweight die-cast aluminum hubs making it extremely durable.

### FEATURES

- The shape of the Pentagon creates 70% more room than a comparable 4-sided blind but sets up just as easy
- Zipperless windows for noise-free adjustment
- Low profile windows offer more shooting options
- Replaceable shoot-through mesh for broadhead use and ports for firearm hunting
- Durable framework with 10mm fiberglass poles and lightweight die-cast aluminum hubs
- Water-resistant, tightly woven, HD 150 denier fabric with a black interior coating
- Rear peek windows for additional viewing
- Includes carry bag, ground stakes and tie down ropes




### SPECIFICATIONS

Height	72"
Shooting Width	96" x 96"
Footprint	41.5 ft <sup>2</sup>
Weight	22 lb.
Capacity	4-Person
Door Style	Vertical Corner
Ground Skirt	Yes
Brush Holders	No
Fabric	HD 150 Denier
Transport	Backpack

### CAMO OPTIONS

BLOODTRAIL®  
BACKWOODS




PT550BW

CRATER™  
CORE




PT550CC

BLOODTRAIL®  
WOODLAND



BLOODTRAIL®  
SNOW



BLOODTRAIL®  
BLADES







# BIG & TALL BLINDS

Shoot while standing height with a massive footprint for multiple people or room for additional gear



# BLOCKOUT 350

## MODEL BL350BW

The Blockout 350 is constructed from a tightly woven 600 denier, waterproof polyester fabric to give the blind unmatched durability. The fabric is brushed to create a low sheen exterior to make it blend in. These blinds feature unique one-way high density mesh that allows you to see out of the blind without being able to see in. This unique window fabric allows you to increase your field of vision by opening more window panels, while remaining concealed in the blind and allowing for movement. All Blockout Blinds feature clip and slide windows. These windows slide up and down quietly for adjustable horizontal window configurations or can be unclipped for unrestricted shooting windows.

### FEATURES

- Water-proof, tightly woven, brushed 600 denier fabric with a black interior coating
- One-way high density window mesh allows users to remain concealed even during critical shot adjustments
- Fully-adjustable clip and slide windows for quiet configurations
- 80" tall for standing shots
- Three large viewing windows
- Rear peek window with one-way high density mesh for additional viewing
- Brush holders for optional added concealment
- Includes backpack carry bag, ground stakes and tie down ropes




### SPECIFICATIONS

Height	80"
Shooting Width	90" x 90"
Footprint	70" x 70"
Weight	26 lb.
Capacity	3-Person
Door Style	Vertical Corner
Ground Skirt	Yes
Brush Holders	Yes
Fabric	600 Denier
Transport	Backpack

### CAMO OPTIONS

BLOODTRAIL®  
BACKWOODS



BL350BW

CRATER™  
CORE




BL350CC

BLOODTRAIL®  
WOODLAND



BLOODTRAIL®  
SNOW



BLOODTRAIL®  
BLADES





# BIG CAT

## MODEL BC350BW

The Big Cat™ boasts a spacious interior at 80" tall and 90" wide. There is plenty of elbow room to have three hunters or extra space for a camera man and a tripod. The height of the Big Cat™ allows hunters to shoot while standing. This blind also features zipperless windows and low profile viewing for more shooting options. Let the Big Cat™ hub blind be your top choice for your next hunt.

### FEATURES

- 80" tall for standing shots
- Zipperless windows for noise-free adjustment
- Low profile windows offer more shooting options
- Replaceable shoot-through mesh for broadhead use and ports for firearm hunting
- Water-resistant, tightly woven, HD 150 denier fabric with a black interior coating
- Durable framework with 10mm fiberglass poles and lightweight die-cast aluminum hubs
- Includes carry bag, ground stakes and tie down ropes




### SPECIFICATIONS

Height	80"
Shooting Width	90" x 90"
Footprint	70" x 70"
Weight	20 lb.
Capacity	3-Person
Door Style	Vertical Corner
Ground Skirt	Yes
Brush Holders	No
Fabric	HD 150 Denier
Transport	Backpack

### CAMO OPTIONS

BLOODTRAIL®  
BACKWOODS



BC350BW

CRATER™  
CORE




BC350CC

BLOODTRAIL®  
WOODLAND



BLOODTRAIL®  
SNOW



BLOODTRAIL®  
BLADES



BC350BB







# GRUNDER 350

## MODEL GR351BT

The Grunder 350, Barronett Blinds™ best seller, has plenty of room for small group hunts. When you find the perfect spot, simply pop open and you're ready to hunt. The large, zippered windows cover three sides of the Grunder 350, offering excellent viewing and can be opened or closed in multiple arrangements to suit any hunter's needs. The window mesh is shoot-through and can be easily replaced when needed.

### FEATURES


- Three large zippered shooting windows
- Replaceable shoot-through mesh for broadhead use only
- Water-resistant, tightly woven, HD 150 denier fabric with a black interior coating
- Rear peek window for additional viewing
- Includes carry bag, ground stakes and tie down ropes

### SPECIFICATIONS


Height	80"
Shooting Width	90" x 90"
Footprint	70" x 70"
Weight	18 lb.
Capacity	3-Person
Door Style	Vertical Corner
Ground Skirt	No
Brush Holders	No
Fabric	HD 150 Denier
Transport	Backpack

### CAMO OPTIONS

BLOODTRAIL®  
BACKWOODS




CRATER™  
CORE




BLOODTRAIL®  
WOODLAND



BLOODTRAIL®  
SNOW



BLOODTRAIL®  
BLADES



GR351BT

GR351BB



# BEAST

## MODEL BE650BW

The Beast hub blind is the largest side-by-side hub blind on the market, offering incredible space for large group hunts, tons of gear or even concealment for an ATV. The six large, zippered windows can be opened or closed in multiple arrangements to suit any hunter's needs. The window mesh is shoot-through and can easily be replaced when needed. Two full-length, zippered doors in opposite corners allow easy entry and exit. Even with its large size, the Beast is still just as simple to set up as other Barronett Blinds™ pop up blinds.



### FEATURES


- The largest side-by-side hub blind on the market
- Six large zippered shooting windows
- Replaceable shoot-through mesh for broadhead use only
- Water-resistant, tightly woven, HD 150 denier fabric with a black interior coating
- Two full-length, zippered doors for easy entry
- Includes carry bag, ground stakes and tie down ropes

### SPECIFICATIONS


Height	80"
Shooting Width	160" x 90"
Footprint	140" x 70"
Weight	31 lb.
Capacity	6-Person
Door Style	Vertical Corner
Ground Skirt	Yes
Brush Holders	No
Fabric	HD 150 Denier
Transport	Backpack

### CAMO OPTIONS


BLOODTRAIL®  
BACKWOODS




CRATER™  
CORE



BLOODTRAIL®  
WOODLAND



BLOODTRAIL®  
SNOW



BLOODTRAIL®  
BLADES



BE650BW





# TALL BLINDS

Tall blinds offer more head room and allow you to shoot while standing.

# OX 300

## MODEL BX300BW

The Ox™ 300 hub blind features durable OxHide™ fabric, a unique dual-bonded fabric that has a soft, no-shine, and color rich camouflage exterior layer. In addition, the inside features a black interior fabric layer that creates a dull black backdrop to conceal movement. The Ox™ 300 stands 80" tall, allowing most archers enough room to shoot while standing. The silent, fully-adjustable panoramic windows provide ample shooting options. Optional brush holders create added concealment in the woods.

### FEATURES


- 80" tall for standing shots
- Durable OxHide™ dual layer fabric
- Silent and fully-adjustable panoramic shooting windows
- Durable framework with 10mm fiberglass poles and lightweight die-cast aluminum hubs
- Brush holders for optional added concealment
- Rear peek windows for additional viewing
- Includes backpack carry bag with gear pocket and chair holder
- Includes heavy-duty ground stakes and tie down ropes

### SPECIFICATIONS

Height	80"
Shooting Width	75" x 75"
Footprint	59" x 59"
Weight	28 lb.
Capacity	2-Person
Door Style	Vertical Corner
Ground Skirt	Yes
Brush Holders	Yes
Fabric	OxHide™ Dual Layer Fabric
Transport	Backpack

### CAMO OPTIONS


BLOODTRAIL®  
BACKWOODS




CRATER™  
CORE




BLOODTRAIL®  
WOODLAND



BLOODTRAIL®  
SNOW



BLOODTRAIL®  
BLADES



BX300BW





# BLOCKOUT 300

## MODEL BL300BW

The Blockout 300 is constructed from a tightly woven 600 denier, waterproof polyester fabric to give the blind unmatched durability. The fabric is brushed to create a low sheen exterior to make it blend in. These blinds feature unique one-way high density mesh that allows you to see out of the blind without being able to see in. This unique window fabric allows you to increase your field of vision by opening more window panels, while remaining concealed in the blind and allowing for movement. All Blockout Blinds feature clip and slide windows. These windows slide up and down quietly for adjustable horizontal window configurations or can be unclipped for unrestricted shooting windows.

### FEATURES

- Water-proof, tightly woven, brushed 600 denier fabric with a black interior coating
- One-way high density window mesh allows users to remain concealed even during critical shot adjustments
- Fully-adjustable clip and slide windows for quiet configurations
- Adjustable windows can be oriented vertically and horizontally for archery and firearm hunting
- Low profile windows offer more shooting options
- 80" tall for standing shots
- Brush holders for optional added concealment
- Includes backpack carry bag, ground stakes and tie down ropes




### SPECIFICATIONS

Height	80"
Shooting Width	75" x 75"
Footprint	59" x 59"
Weight	24 lb.
Capacity	2-Person
Door Style	Vertical Corner
Ground Skirt	Yes
Brush Holders	Yes
Fabric	600 Denier
Transport	Backpack

### CAMO OPTIONS


BLOODTRAIL®  
BACKWOODS




CRATER™  
CORE




BLOODTRAIL®  
WOODLAND



BLOODTRAIL®  
SNOW



BLOODTRAIL®  
BLADES



BL300BW



# BIG MIKE

## MODEL BM11BW

Everything about the Big Mike™ hub blind was designed with the archer in mind. Most bowhunters practice shooting while standing, yet they hunt out of small, cramped hunting blinds. The Big Mike™ stands 80" tall, allowing most archers enough room to shoot while standing. With multiple windows, adjustable openings and shoot-through mesh, the configurations are endless and you'll have the perfect combination of concealment and shooting options for your next hunting excursion.

### FEATURES

- 80" tall for standing shots
- Adjustable windows can be oriented vertically and horizontally for archery and firearm hunting
- Low profile windows offer more shooting options
- Replaceable shoot-through mesh for broadhead use only
- Brush holders for optional added concealment
- Water-resistant, tightly woven, HD 150 denier fabric with a black interior coating
- Includes carry bag, ground stakes and tie down ropes




### SPECIFICATIONS

Height	80"
Shooting Width	75" x 75"
Footprint	59" x 59"
Weight	19 lb.
Capacity	2-Person
Door Style	Vertical Corner
Ground Skirt	Yes
Brush Holders	Yes
Fabric	HD 150 Denier
Transport	Backpack


### CAMO OPTIONS

BLOODTRAIL®  
BACKWOODS




BM11BW


CRATER™  
CORE



BLOODTRAIL®  
WOODLAND



BLOODTRAIL®  
SNOW



BLOODTRAIL®  
BLADES



BM11BB



# PROWLER 300

## MODEL PR300BT

The Prowler 300 was designed with the archer in mind. The Prowler 300 stands 80" tall, allowing most archers enough room to shoot while standing. With multiple, low profile shoot-through mesh window configurations you'll have the perfect combination of concealment and shooting options.

### FEATURES


- 80" tall for standing shots
- Adjustable windows can be oriented vertically and horizontally for archery and firearm hunting
- Low profile windows offer more shooting options
- Replaceable shoot-through mesh for broadhead use only
- Includes carry bag, ground stakes and tie down ropes

### SPECIFICATIONS


Height	80"
Shooting Width	75" x 75"
Footprint	59" x 59"
Weight	13 lb.
Capacity	2-Person
Door Style	Vertical Corner
Ground Skirt	No
Brush Holders	No
Fabric	150 Denier
Transport	Backpack

### CAMO OPTIONS

BLOODTRAIL®  
BACKWOODS




CRATER™  
CORE



BLOODTRAIL®  
WOODLAND



BLOODTRAIL®  
SNOW



BLOODTRAIL®  
BLADES



PR300BT





A person wearing a black long-sleeved shirt, tan gloves, and a black baseball cap is adjusting a strap on a large, camouflaged hunting blind. The blind features a detailed pattern of trees and autumn leaves. A black strap with a buckle is being fastened. The blind is situated in a field of dry, brown grass. A black strap with the word "VERTIX" is visible on the ground near the person's feet. The blind has a label that reads "BARNETT DX 4".

# FULL-SIZED BLINDS

Enough room to hunt with a partner and an interior big enough to draw a weapon.



# OX 4

## MODEL BX400BW

The Ox™ 4 hub blind is designed for hunters who want serious performance from a smaller package. Featuring durable OxHide™ fabric, a unique dual-bonded fabric that has a soft, no-shine, and color-rich camouflage exterior layer. In addition, the inside features a black interior fabric layer that creates a dull black backdrop to conceal movement. The silent, fully-adjustable panoramic windows provide ample shooting options. Optional brush holders create added concealment in the woods.

### FEATURES


- Durable OxHide™ dual layer fabric
- Silent and fully-adjustable panoramic shooting windows
- Durable framework with 10mm fiberglass poles and lightweight die-cast aluminum hubs
- Brush holders for optional added concealment
- Rear peek windows for additional viewing
- Includes backpack carry bag with gear pocket and chair holder
- Includes heavy-duty ground stakes and die down ropes

### SPECIFICATIONS

Height	72"
Shooting Width	77" x 77"
Footprint	60" x 60"
Weight	26 lb.
Capacity	2-Person
Door Style	D-Shaped
Ground Skirt	Yes
Brush Holders	Yes
Fabric	OxHide™ Dual Layer Fabric
Transport	Backpack

### CAMO OPTIONS


BLOODTRAIL®  
BACKWOODS




CRATER™  
CORE



BLOODTRAIL®  
WOODLAND



BLOODTRAIL®  
SNOW



BLOODTRAIL®  
BLADES



BX400BW



# BLOCKOUT 250

## MODEL BL250BW

The Blockout 250 is constructed from a tightly woven 600 denier, waterproof polyester fabric to give the blind unmatched durability. The fabric is brushed to create a low sheen exterior to make it blend in. These blinds feature unique one-way high density mesh that allows you to see out of the blind without being able to see in. This unique window fabric allows you to increase your field of vision by opening more window panels, while remaining concealed in the blind and allowing for movement. All Blockout Blinds feature clip and slide windows. These windows slide up and down quietly for adjustable horizontal window configurations or can be unclipped for unrestricted shooting windows.

### FEATURES

- Water-proof, tightly woven, brushed 600 denier fabric with a black interior coating
- One-way high density window mesh allows users to remain concealed even during critical shot adjustments
- Fully-adjustable clip and slide windows for quiet configurations
- Three large viewing windows
- Rear peek window with one-way high density for additional viewing
- Brush holders for optional added concealment
- Includes backpack carry bag, ground stakes and tie down ropes




### SPECIFICATIONS


Height	67"
Shooting Width	75" x 75"
Footprint	59" x 59"
Weight	22 lb.
Capacity	2-Person
Door Style	Vertical Corner
Ground Skirt	Yes
Brush Holders	Yes
Fabric	600 Denier
Transport	Backpack

### CAMO OPTIONS


BLOODTRAIL®  
BACKWOODS




CRATER™  
CORE




BLOODTRAIL®  
WOODLAND



BLOODTRAIL®  
SNOW



BLOODTRAIL®  
BLADES



BL250BW





# GROUNDER 250

## MODEL GR251BT

The Grounder 250 is ideal for hunters that need a reliable, lightweight ground blind but still appreciate some extra elbow room. Simply pop-up, step through the full-length corner door and you're ready to hunt. The Grounder 250 features three large, zippered windows with replaceable shoot-through camouflage mesh.

### FEATURES


- Three large zippered shooting windows
- Replaceable shoot-through mesh for broadhead use only
- Water-resistant, tightly woven, HD 150 denier fabric with a black interior coating
- Rear peek window for additional viewing
- Includes carry bag, ground stakes and tie down ropes

### SPECIFICATIONS


Height	67"
Shooting Width	75" x 75"
Footprint	59" x 59"
Weight	15 lb.
Capacity	2-Person
Door Style	Vertical Corner
Ground Skirt	No
Brush Holders	No
Fabric	HD 150 Denier
Transport	Backpack

### CAMO OPTIONS

BLOODTRAIL®  
BACKWOODS




CRATER™  
CORE



BLOODTRAIL®  
WOODLAND



BLOODTRAIL®  
SNOW



BLOODTRAIL®  
BLADES



GR251BT





A man with a beard is wearing a black hoodie. The hoodie has a green logo on the chest that looks like a stylized 'B' with a bird's head inside. Below the logo, the words 'BARRONETT' and 'BLINDS' are printed in white. The man is holding a large, brown and white patterned feathered wing in his right hand. The background is a plain, light color.

BARRONETT  
BLINDS™

# 1-PERSON BLINDS

These blinds offer concealment and protection from the weather in a lightweight package.



# RADAR

## MODEL RA200BW

The Radar is an ultra-light hunting blind, making it ideal for running and gunning. It sets up and takes down in seconds and slides easily into the included backpack. The Radar offers a comfortable amount of room for two hunters or one hunter and extra gear. Three sides of the blind feature zipper-less windows with shoot-through camouflage mesh coverings. The Radar also features a zippered peek window on the back wall.

### FEATURES


- Zipperless windows for noise-free adjustment
- Shoot-through mesh for broadhead use only
- Rear peek window for additional viewing
- Water-resistant, tightly woven, HD 150 denier fabric with a black interior coating
- Includes carry bag, ground stakes and tie down ropes

### SPECIFICATIONS

Height	67"
Shooting Width	71" x 71"
Footprint	55" x 55"
Weight	12 lb.
Capacity	1-Person
Door Style	Vertical Corner
Ground Skirt	No
Brush Holders	No
Fabric	HD 150 Denier
Transport	Backpack

### CAMO OPTIONS


BLOODTRAIL®  
BACKWOODS



CRATER™  
CORE




BLOODTRAIL®  
WOODLAND



BLOODTRAIL®  
SNOW



BLOODTRAIL®  
BLADES



RA200BW



# PROWLER 200

## MODEL PR200BT

The Prowler 200 is an ultra-light hunting blinds, making it ideal for running and gunning. With noise-free, zipperless windows this blind allows for hunting out of three sides. The Prowler 200 sets up and takes down in seconds and slides easily into the included back-pack.

### FEATURES


- Zipperless windows for noise-free adjustment
- Includes carry bag, ground stakes and tie down ropes

### SPECIFICATIONS


Height	67"
Shooting Width	71" x 71"
Footprint	55" x 55"
Weight	8 lb.
Capacity	1-Person
Door Style	Vertical Corner
Ground Skirt	No
Brush Holders	No
Fabric	150 Denier
Transport	Backpack

### CAMO OPTIONS

BLOODTRAIL®  
BACKWOODS




CRATER™  
CORE




BLOODTRAIL®  
WOODLAND



BLOODTRAIL®  
SNOW



BLOODTRAIL®  
BLADES



PR200BT





# SPEC COMPARISON

◆ The hub-to-hub measurement for 5-sided blinds is actually the distance from the hub to the opposite corner. To compare, the shooting width of the BL350BW is 56.25 ft² and the BX550BW is 67.21 ft².



BLIND	0x 5	Blockout 5	Pentagon	Blockout 350	Big Cat	Grounder 350	Beast
<b>FABRIC</b>	OxHide™ Dual Layer Fabric	600 Denier	HD 150 Denier	600 Denier	HD 150 Denier	HD 150 Denier	HD 150 Denier
<b>HEIGHT</b>	72"	72"	72"	80"	80"	80"	80"
<b>SHOOTING WIDTH</b>	96" x 96"◆	96" x 96"◆	96" x 96"◆	90" x 90"	90" x 90"	90" x 90"	160" x 90"
<b>FOOTPRINT</b>	41.5 ft. <sup>2</sup>	41.5 ft. <sup>2</sup>	41.5 ft. <sup>2</sup>	70" x 70"	70" x 70"	70" x 70"	140" x 70"
<b>WEIGHT</b>	33 lb.	30 lb.	22 lb.	26 lb.	20 lb.	18 lb.	31 lb.
<b>CAPACITY</b>	4-Person	4-Person	4-Person	3-Person	3-Person	3-Person	6-Person
<b>DOOR STYLE</b>	D-Shaped	Vertical Corner	Vertical Corner	Vertical Corner	Vertical Corner	Vertical Corner	Vertical Corner
<b>GROUND SKIRT</b>	Yes	Yes	Yes	Yes	Yes	No	Yes
<b>BRUSH HOLDERS</b>	Yes	Yes	No	Yes	No	No	No
<b>CAMOUFLAGE</b>	BLOODTRAIL® BACKWOODS CRATER™ CORE	BLOODTRAIL® BACKWOODS CRATER™ CORE	BLOODTRAIL® BACKWOODS CRATER™ CORE	BLOODTRAIL® BACKWOODS CRATER™ CORE	BLOODTRAIL® BACKWOODS CRATER™ CORE BLOODTRAIL® BLADES	BLOODTRAIL® BACKWOODS	BLOODTRAIL® BACKWOODS
<b>MSRP</b>	\$299. <sup>99</sup>	\$269. <sup>99</sup>	\$229. <sup>99</sup>	\$229. <sup>99</sup>	219. <sup>99</sup>	\$169. <sup>99</sup>	\$289. <sup>99</sup>
<b>5-SIDED BLINDS</b>				<b>BIG &amp; TALL BLINDS</b>			



Ox 300	Blockout 300	Big Mike	Prowler 300	Ox 4	Blockout 250	Grounder 250	Radar	Prowler 200
OxHide™ Dual Layer Fabric	600 Denier	HD 150 Denier	HD 150 Denier	OxHide™ Dual Layer Fabric	600 Denier	HD 150 Denier	HD 150 Denier	150 Denier
80"	80"	80"	80"	72"	67"	67"	67"	67"
75" x 75"	75" x 75"	75" x 75"	75" x 75"	77" x 77"	75" x 75"	75" x 75"	71" x 71"	71" x 71"
59" x 59"	59" x 59"	59" x 59"	59" x 59"	60" x 60"	59" x 59"	59" x 59"	55" x 55"	55" x 55"
28 lb.	24 lb.	19 lb.	13 lb.	26 lb.	22 lb.	15 lb.	12 lb.	8 lb.
2-Person	2-Person	2-Person	2-Person	2-Person	2-Person	2-Person	1-Person	1-Person
Vertical Corner	Vertical Corner	Vertical Corner	Vertical Corner	D-Shaped	Vertical Corner	Vertical Corner	Vertical Corner	Vertical Corner
Yes	Yes	Yes	No	Yes	Yes	No	No	No
Yes	Yes	Yes	No	Yes	Yes	No	No	No
BLOODTRAIL® BACKWOODS	BLOODTRAIL® BACKWOODS	BLOODTRAIL® BACKWOODS BLOODTRAIL® BLADES	BLOODTRAIL® WOODLAND	BLOODTRAIL® BACKWOODS	BLOODTRAIL® BACKWOODS	BLOODTRAIL® WOODLAND	BLOODTRAIL® BACKWOODS	BLOODTRAIL® WOODLAND
\$269. <sup>99</sup>	\$229. <sup>99</sup>	\$179. <sup>99</sup>	\$99. <sup>99</sup>	\$249. <sup>99</sup>	\$189. <sup>99</sup>	\$134. <sup>99</sup>	\$89. <sup>99</sup>	\$79. <sup>99</sup>
TALL BLINDS				FULL-SIZED BLINDS			1-PERSON BLINDS	





# CHAIRS & ACCESSORIES



# 360 CHAIR

MODEL BC105

## FEATURES

- Silent 360-degree swivel
- Legs detach easy from seat and fold down for easy transport
- Durable textilene material seat and backrest
- Includes shoulder strap for carrying

## SPECIFICATIONS

Seat Height	19"
Transport Size	8" x 18" x 24"
Capacity	300 lb.
Weight	15 lb.
Carry Bag	No



# DELUXE 360 CHAIR

MODEL BC106

## FEATURES

- Silent 360-degree swivel
- Independently adjustable legs for leveling on uneven ground
- 3.25" of seat height adjustment
- Legs detach easily from seat and fold down for easy transport
- Durable textilene material seat and backrest and padded armrests
- Includes shoulder strap for carrying

## SPECIFICATIONS

Seat Height	19" - 22.25"
Transport Size	8" x 22" x 24"
Capacity	300 lb.
Weight	17 lb.
Carry Bag	No





# HD4 FOLDING CHAIR

MODEL BC103

## FEATURES

- Beefed up 22mm tubular frame with extra supports for strength
- Wide, comfortable, aluminum armrests
- Breathable mesh backrest for increased ventilation
- Folds for easy transport

## SPECIFICATIONS

Seat Height	19"
Transport Size	9" x 9" x 40"
Capacity	300 lb.
Weight	13 lb.
Carry Bag	Yes



# DIRECTOR'S CHAIR

MODEL BC104

## FEATURES

- Designed for comfort by relieving pressure points
- Rigid steel frame is lightweight and easy to carry
- Flip-up side table with cup holder
- Folds flat for easy transport with carry handles

## SPECIFICATIONS

Seat Height	16"
Transport Size	6" x 22" x 33"
Capacity	300 lb.
Weight	8 lb.
Carry Bag	No



# XL TRIPOD CHAIR

MODEL BC101

## FEATURES

- XL size allows for longer sit time and more comfort
- Additional front support creates less restriction and more range of motion
- Angled backrest provides incredible support
- Folds for easy transport

## SPECIFICATIONS

Seat Height	20"
Transport Size	6" x 6" x 34"
Capacity	300 lb.
Weight	8 lb.
Carry Bag	Yes



# TRIPOD CHAIR

MODEL BC100

## FEATURES

- Lightweight steel frame
- Reinforced corners are durable and long-lasting
- Heavy-duty fabric resists tears
- Folds for easy transport

## SPECIFICATIONS

Seat Height	18"
Transport Size	5" x 5" x 30"
Capacity	250 lb.
Weight	7 lb.
Carry Bag	Yes





## BIG BLIND CHAIR

MODEL BA800

### FEATURES

- Extra-tall seat height to see out blind windows easier
- Big 400 lb. capacity
- Breathable mesh backrest for increased ventilation
- Folds for easy transport

### SPECIFICATIONS

Seat Height	22.5"
Transport Size	9" x 9" x 40"
Capacity	400 lb.
Weight	11 lb.
Carry Bag	Yes



## GROUND GOBBLER CHAIR

MODEL BC102

### FEATURES

- Low profile, keeps you dry and off the ground for run & gun hunting
- Seat comfortably angles back, relieving pressure off your legs
- Padded armrests dampen noise
- Folds for easy transport with integrated carry strap

### SPECIFICATIONS

Seat Height	6"
Transport Size	7" x 7" x 30"
Capacity	250 lb.
Weight	7 lb.
Carry Bag	Yes





## TURKEY GROUND SEAT

MODEL AV130

### FEATURES

- Foam padded
- Carry strap
- Camouflage exterior




## BLIND STAKE DOWN KIT

MODEL BA703

### FEATURES

- Features four heavy-duty stakes with foot pegs to securely insert into the ground
- Includes four easy-to-use 6' long cam straps
- No need to tie ropes or adjust confusing slides
- Security on windy days



## BLIND PATCH KIT

MODEL BA701

### FEATURES

- Heavy-duty fabric to repair tears
- One 24" x 24" piece
- Dark brown
- Attach with spray adhesive



## 4-SIDED BLIND BLAZE ORANGE CAP

MODEL AV180

### FEATURES

- Offers safety from other hunters
- Fits Barronett Blinds™ 4-sided hub blinds and most other brands
- Attaches quickly and easily



## 5-SIDED BLIND BLAZE ORANGE CAP

MODEL BA704

### FEATURES

- Offers safety from other hunters
- Fits Barronett Blinds™ 5-sided hub blinds and most other brands
- Attaches quickly and easily



## BLAZE ORANGE SAFETY CAP

MODEL AV181

### FEATURES

- Offers safety from other hunters
- Fits Sniper Blinds and most other pop-up blinds
- Attaches quickly and easily



# TERMINATOR

MODEL BL002

**FEATURES**

- Pop-up design for extremely quick set up and take down
- Replaceable, shoot-through, mesh window port for concealment
- Oversized door for easy entry and exit
- Lightweight and compact for easy transport
- Includes carry bag, ground stakes and tie down ropes

**SPECIFICATIONS**

Camouflage	Waylay™
Height	66"
Footprint	68" x 68"
Weight	11 lb.
Capacity	2-Person
Ground Skirt	No
Brush Holders	No
Transport	Backpack



# SNIPER

MODEL BL001

**FEATURES**

- Pop-up design for extremely quick set up and take down
- Lightweight and compact for easy transport
- Includes carry bag, ground stakes and tie down ropes

**SPECIFICATIONS**

Camouflage	Waylay™
Height	78"
Footprint	68" x 68"
Weight	7 lb.
Capacity	1-Person
Ground Skirt	No
Brush Holders	No
Transport	Backpack





Innovative Outdoor Products Since 1960

© ARDISAM, INC. | CUMBERLAND, WI | (800) 345-6007 | 35431

All weights, specifications and features are approximate and are subject to change without notice. Due to continuous product improvements, product images may not be exact. Warning labels in some product images may have been removed for photography purposes only. Props shown in photos not included. Some assembly may be required.